

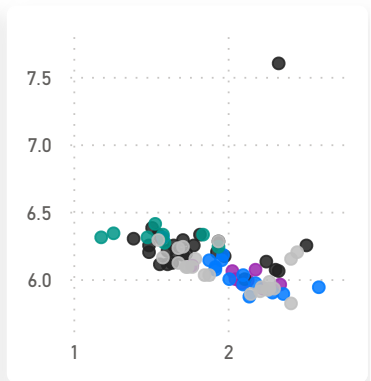
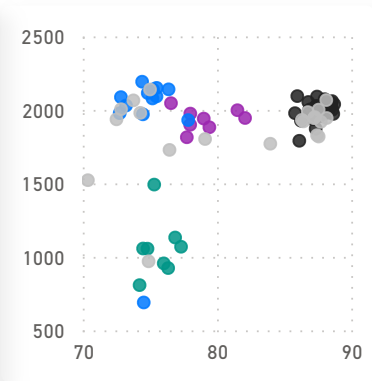
# Tracked by Elite Velocity

All All

Live  
 Warmup


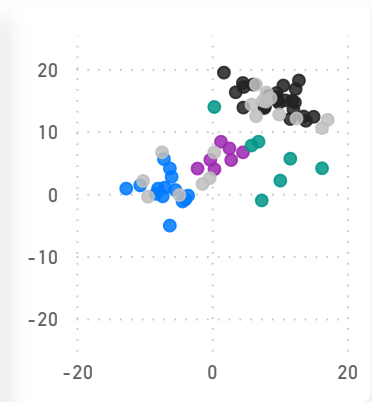
## AVG

Pitch Type	#	Velo	Max	Spin	Max	Ext
● Fastball	26	87.5	88.7	1997	2094	7.0
● Undefined	22	81.2	88.2	1868	2139	6.4
● Slider	14	74.9	77.9	1969	2192	6.6
● Cutter	8	79.0	82.1	1938	2046	6.8
● Splitter	8	75.7	77.3	1062	1492	7.0



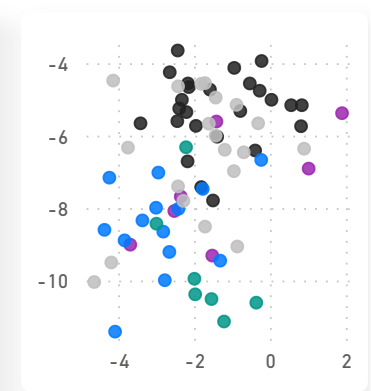
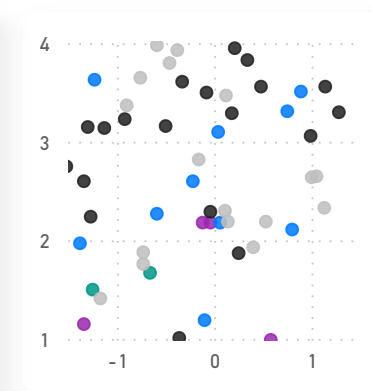
## AVG

Pitch Type	#	IVB	HB	Tilt	M. Tilt
⊕ Fastball	26	15.2	9.4	1:00	12:45
⊕ Undefined	22	9.5	4.1	12:15	05:45
⊕ Slider	14	0.6	-6.9	9:00	
⊕ Cutter	8	5.9	1.4	12:15	12:15
⊕ Splitter	8	5.8	8.4	2:00	01:30



## AVG

Pitch Type	Strike	Strike Ext.	Out	VAA
● Fastball	23 %	4 %	73 %	-5.3
● Undefined	27 %	14 %	50 %	-6.5
● Slider	29 %	14 %	57 %	-8.5
● Cutter	25 %		63 %	-7.4
● Splitter	13 %		75 %	-9.6



**Note:** The above visuals are limited to only the top 5 pitch types for the selected player(s) and date range. When measured tilt is not available the 3D spin visual will only show the 2D tilt